

DANALOGIC 6

PRODUCT INFORMATION

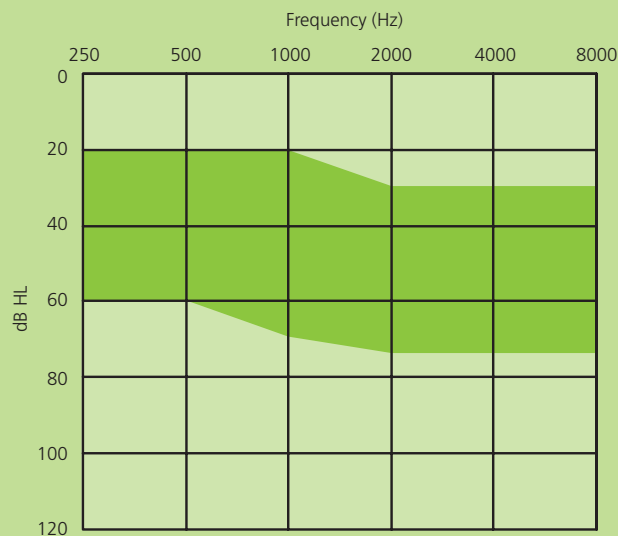
DANALOGIC 6

Product Description

Danalogic 6 6030-DP is part of a complete family of highly advanced hearing instruments. Designed to compensate for mild to severe hearing losses, Analogic 6 delivers superb, high-performance speech clarity – even in the most demanding listening situations.

Danalogic 6 is based on the third generation software-based platform from GN ReSound, which offers ground-breaking innovations. Twin DFS cancels out feedback and provides up to 15db more usable gain. The ultra fast Wide Dynamic Range compression system creates a superior sound quality including extremely low distortion and sound artefacts. Dual microphones offers Real-world Adaptive Directionality, which combined with noise reduction provide high speech clarity designed to excel in noise environments.

Fitting Range



6030-DP ITC



Key features

- Power ITC
- Fast™ 17 Band Sound Processing
- Noise Reduction – 2 Levels
- Low-level expansion
- Dual Microphone technology
- Real-world Adaptive Directionality
- SoftSwitching™ Automatic Programme
- Twin™ DFS Feedback Cancellation
- Advanced Datalogging
- Power Up Delay
- Up to 3 customizable programs plus Telecoil options
- Acoustic indicator for program selection
- Acoustic indicator for Volume Control
- Low battery warning indicator

Standaard configuration

- Size 312 battery
- Programmable telecoil (optional) with T or MT
- Volume control (optional)
- 3 Standard colours

Fitting requirements

- Aventa fitting software (version 2.1 or higher)
- CS 63 FlexStrip cable (3-pin)
- HI-Pro or NOAHlink interface (NOAH link recommended)

GN ReSound A/S

Mårkærvej 2A
P.O. Box 224
DK-2630 Taastrup, Denmark

Tel.: +45 72 11 11 11
Fax: +45 72 11 11 88

www.gnresound-group.com

New address

from June 1 st 2006
Lautrupbjerg 7
DK-2750 Ballerup, Denmark

TECHNICAL DATA

DANALOGIC 6

6030-DP ITC

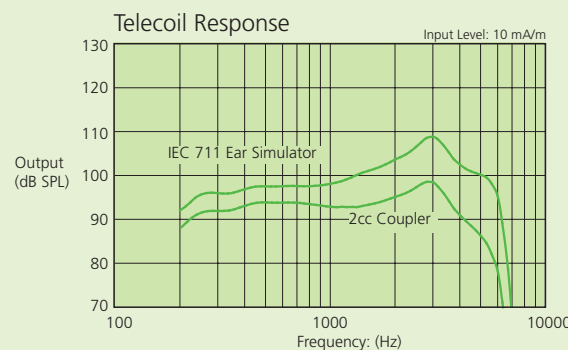
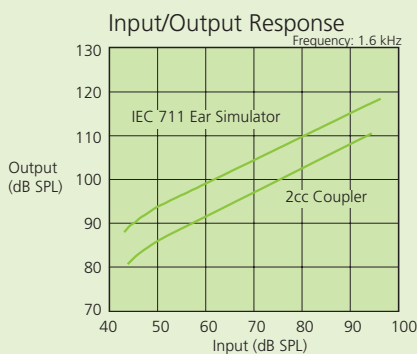
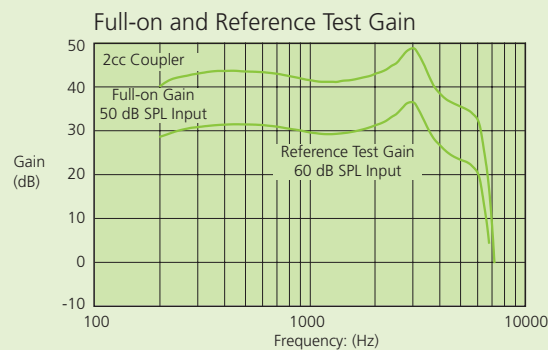
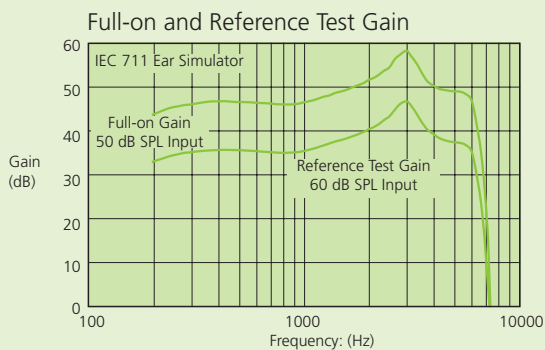
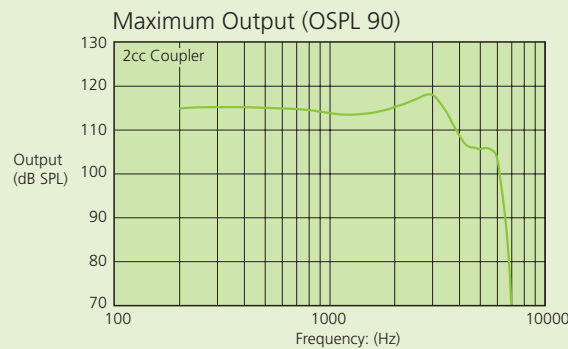
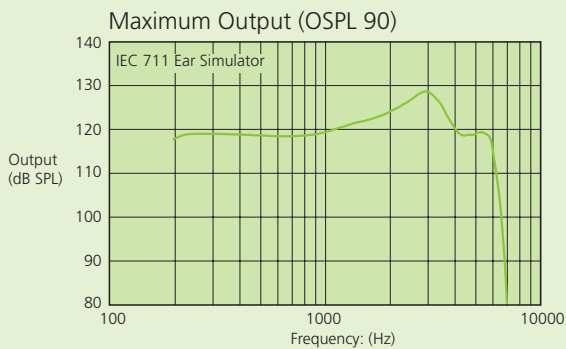
Technical specifications		IEC 60118-0 IEC 711 Ear simulator	IEC 60118-7 2cc coupler
Reference test gain (60 dB SPL input)	1600 Hz	39 dB	31 dB
Full-on gain (50 dB SPL input)	Max. 1600 Hz	59 dB 48 dB	49 dB 42 dB
Maximum output (90 dB SPL input)	Max. 1600 Hz	128 dB SPL 122 dB SPL	118 dB SPL 114 dB SPL
Total harmonic distortion	800 Hz 1600 Hz	2.0 % 1.5 %	1.3 % 1.1 %
Full-on Telecoil sensitivity (1 mA/m input)	Max.	89 dB SPL	78 dB SPL
Equivalent input noise, 1/3 Octave, w/o Noise reduction		13 dB SPL	13 dB SPL
Frequency range (DIN 45605)		200 Hz - 6700 Hz	200 Hz -6300 Hz
Current Drain		1.3 mA	1.3 mA
Typical Battery life time	(Battery type 312)	120 hrs	120 hrs

Data in accordance with IEC 60118-0, IEC 60118-7; Supply Voltage 1.3 V.

Patents pending.

All specifications are subject to change without notice.

15634181-GB-05.11 Rev.A



Full-On Gain Parameter Settings

G [80]	45	45	45	45	45	45
G [50]	31	31	31	31	31	31

Reference Test Gain Parameter Settings

G [80]	38	38	38	38	38	38
G [50]	24	24	24	24	24	24