

DANALOGIC MICRO CRT PRODUCT INFORMATION

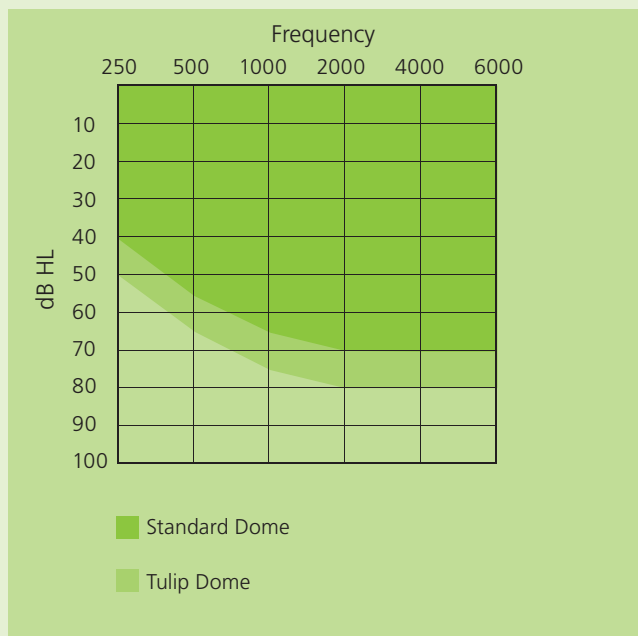
DANALOGIC MICRO CRT

Product Description

Our groundbreaking open-fitting technologies launched a whole new category, leading the way to natural, comfortable, open fittings. With Danalogic Micro CRT we're taking this category to the next level.

Danalogic Micro CRT provides you with the stability you're looking for without sacrificing the user's speech intelligibility. And you can fit more of your patients without having to compromise on occlusion, sound quality, or the amplification levels they really need.

Fitting Range



Danalogic Micro CRT Key features:

- Warp™ high resolution compression
- New Stabilizer™ DFS system
- Directionality
- Environmental Steering automatic compressor tuning
- Virtual WindShield™ wind noise reduction
- Multi-band noise reduction
- Low-level expansion
- Low Battery Warning Indicator
- DataLogging

Standard Configuration:

- 312 battery
- SmartStart power-up timer
- Sound Tubes with Receivers and domes
- Medium Blonde, Metallic Black or Monza Red

Optional Configuration:

- Aventa fitting software (2.5 or higher)
- CS63 Flex Strip programming cable
- HI-PRO, NOAHlink or Speedlink interface

United Kingdom

GN ReSound Ltd.
1 Landscape Close
Weston Business Park
Weston Business Park
Oxon OX25 3SX
Tel.: 0 1869 343 500
Fax: 0 1869 343 466
www.gnresound.co.uk
www.danalogic.info

TECHNICAL DATA

DANALOGIC MICRO CRT

Technical specifications		IEC 60118-0 IEC 711 Ear simulator	IEC 60118-7 2cc coupler
Reference test gain (60 dB SPL input)	2500 Hz	38 dB	28 dB
Full-on gain (50 dB SPL input)	Max. 2500 Hz	52 dB 50 dB	42 dB 40 dB
Maximum output (90 dB SPL input)	Max. 2500 Hz	119 dB SPL 115 dB SPL	108 dB SPL 106 dB SPL
Total harmonic distortion	800 Hz 1600 Hz	0.8 % 0.6 %	0.5 % 0.5 %
Full-on Telecoil sensitivity (1 mA/m input)	Max.	106 dB SPL	99 dB SPL
Equivalent input noise, 1/3 Octave, w/o Noise reduction		24 dB SPL	26 dB SPL
Frequency range (DIN 45605)		200 Hz - 7100 Hz	100 Hz - 6800 Hz
Current Drain		0.59 mA	0.59 mA
Typical Battery life time (Zinc Air)	(Battery type 312)	216 hrs	216 hrs

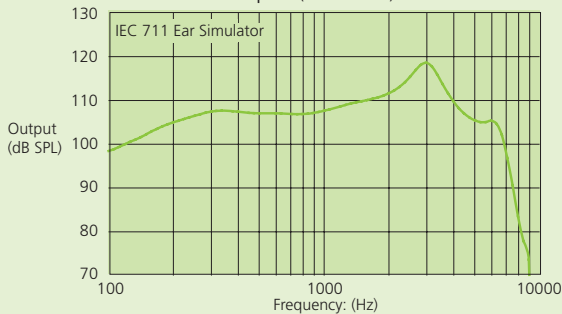
Data in accordance with IEC 60118-0, IEC 60118-7; Supply Voltage 1.3 V.

Patents pending.

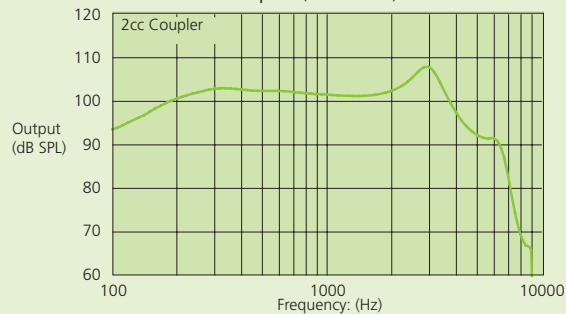
All specifications are subject to change without notice.

16177181-GB-08-05 Rev.A

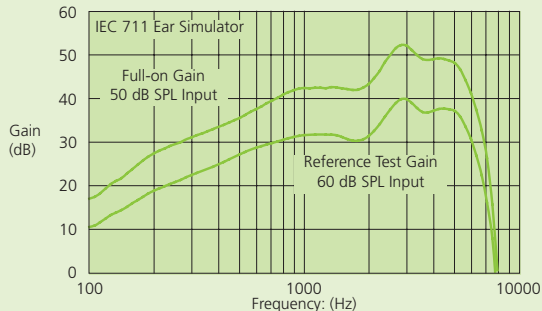
Maximum Output (OSPL 90)



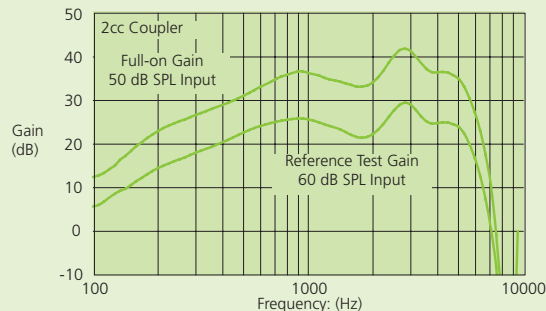
Maximum Output (OSPL 90)



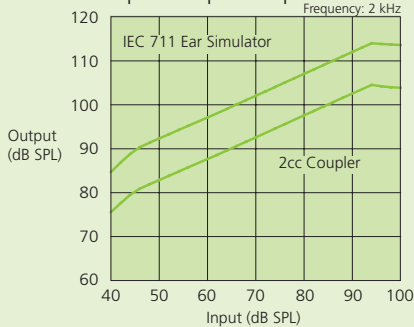
Full-on and Reference Test Gain



Full-on and Reference Test Gain



Input/Output Response



Full/On Gain Parameter Settings*

	250	500	1K	2K	3K	4K	6K
G[50]	22	30	39	40	40	40	40
G[80]	7	15	24	25	25	25	25

Reference Test Gain Parameter Settings*

	250	500	1K	2K	3K	4K	6K
G[50]	15	23	32	33	33	33	33
G[80]	0	8	17	18	18	18	18

*Settings in accordance with Aventa fitting software